

CAPRA

Martin
/ Bratrud

Pricelist

Effective 01/11/2024

DESIGNED BY LEE PASTERIS

Agile enough for a café setting or active collaborative zone, the Capra Side Chair and Stool share a gently curved back and scooped seat that's shaped for comfort. The legs and arms are light, slim and manufactured to rigorous contract standards. Options include a Side Chair with or without arms, low and high back Bar Stool and a low and high back Counter Stool, as well as a range of Occasional Tables.



SIDE CHAIRS	2
BAR STOOLS	4
STOOLS	6
MATERIALS & FINISHES	9

CAPRA

Martin / Bratrud



1035-03

Side Chair, Armless

Single Upholstery	yds	sqft
	1.5	27

Outer Width		18.5"
Outer Depth		23.5"
Outer Height		32.5"
Seat Height		18.5"
Seat Depth		17.5"
Carton Weight		35 lbs
Carton Volume		12 cu ft

COM	COL	MB LEATHER		GRADE-IN FABRICS								
		A	B	1	2	3	4	5	6	7	8	9
1045	1150	1477	1585	1141	1171	1201	1231	1261	1291	1321	1351	1381

METAL LEG BASE Standard in Powder Coat

GSA SIN 71116

✓ SCS Certified Indoor Advantage Gold

See [Materials & Finishes](#) on page 9



1035-03SLD

Side Chair, Armless, Sled Base

Single Upholstery	yds	sqft
	1.5	27

Outer Width		18.5"
Outer Depth		23.5"
Outer Height		32.5"
Seat Height		18.5"
Seat Depth		17.5"
Carton Weight		36 lbs
Carton Volume		12 cu ft

COM	COL	MB LEATHER		GRADE-IN FABRICS								
		A	B	1	2	3	4	5	6	7	8	9
1122	1234	1554	1662	1218	1248	1278	1308	1338	1368	1398	1428	1458

METAL SLED BASE Standard in Powder Coat

GSA SIN 71116

✓ SCS Certified Indoor Advantage Gold

See [Materials & Finishes](#) on page 9



1035-04

Side Chair, Open Arms

Single Upholstery	yds	sqft
	1.5	27

Outer Width		19.5"
Outer Depth		23.5"
Outer Height		32.5"
Seat Height		18.5"
Seat Depth		17.5"
Width between Arms		18"
Carton Weight		35 lbs
Carton Volume		12 cu ft

COM	COL	MB LEATHER		GRADE-IN FABRICS								
		A	B	1	2	3	4	5	6	7	8	9
1313	1444	1745	1853	1409	1439	1469	1499	1529	1559	1589	1619	1649

METAL LEG BASE Standard in Powder Coat

GSA SIN 71116

✓ SCS Certified Indoor Advantage Gold

See [Materials & Finishes](#) on page 9



1035-04SLD

Side Chair, Open Arms, Sled Base

Single Upholstery	yds	sqft
	1.5	27

Outer Width		19.5"
Outer Depth		23.5"
Outer Height		32.5"
Seat Height		18.5"
Seat Depth		17.5"
Arm Height		24"
Width between Arms		18"
Carton Weight		36 lbs
Carton Volume		12 cu ft

COM	COL	MB LEATHER		GRADE-IN FABRICS								
		A	B	1	2	3	4	5	6	7	8	9
1344	1478	1776	1884	1440	1470	1500	1530	1560	1590	1620	1650	1680

METAL SLED BASE Standard in Powder Coat

GSA SIN 71116

✓ SCS Certified Indoor Advantage Gold

See [Materials & Finishes](#) on page 9



1035-10H

Bar Stool, High Back

Single Upholstery	yds	sqft
	1.25	23

Outer Width	18.5"	
Outer Depth	22.5"	
Outer Height	41"	
Seat Height	31.5"	
Seat Depth	15"	
Carton Weight	35 lbs	
Carton Volume	14 cu ft	

COM	COL	MB LEATHER		GRADE-IN FABRICS								
		A	B	1	2	3	4	5	6	7	8	9
1241	1365	1601	1691	1321	1346	1371	1396	1421	1446	1471	1496	1521

METAL LEG BASE Standard in Powder Coat GSA SIN 71116
 ✓ SCS Certified Indoor Advantage Gold
 See [Materials & Finishes](#) on page 9



1035-10HSLD

Bar Stool, High Back, Sled Base

Single Upholstery	yds	sqft
	1.25	23

Outer Width	18.5"	
Outer Depth	22.5"	
Outer Height	41"	
Seat Height	31.5"	
Seat Depth	15"	
Carton Weight	37 lbs	
Carton Volume	14 cu ft	

COM	COL	MB LEATHER		GRADE-IN FABRICS								
		A	B	1	2	3	4	5	6	7	8	9
1259	1385	1619	1709	1339	1364	1389	1414	1439	1464	1489	1514	1539

METAL SLED BASE Standard in Powder Coat GSA SIN 71116
 ✓ SCS Certified Indoor Advantage Gold
 See [Materials & Finishes](#) on page 9

CAPRA

Martin / Bratrud



1035-10L

Bar Stool, Low Back

Single Upholstery	yds	sqft
	1	18

Outer Width		18.5"
Outer Depth		22.5"
Outer Height		33.5"
Seat Height		31.5"
Seat Depth		15"
Carton Weight		35 lbs
Carton Volume		11 cu ft

COM	COL	MB LEATHER		GRADE-IN FABRICS								
		A	B	1	2	3	4	5	6	7	8	9
1193	1312	1481	1553	1257	1277	1297	1317	1337	1357	1377	1397	1417

METAL LEG BASE Standard in Powder Coat

GSA SIN 71116

✓ SCS Certified Indoor Advantage Gold

See [Materials & Finishes](#) on page 9



1035-10LSLD

Bar Stool, Low Back, Sled Base

Single Upholstery	yds	sqft
	1	18

Outer Width		18.5"
Outer Depth		22.5"
Outer Height		33.5"
Seat Height		31.5"
Seat Depth		15"
Carton Weight		35 lbs
Carton Volume		11 cu ft

COM	COL	MB LEATHER		GRADE-IN FABRICS								
		A	B	1	2	3	4	5	6	7	8	9
1226	1349	1514	1586	1290	1310	1330	1350	1370	1390	1410	1430	1450

METAL SLED BASE Standard in Powder Coat

GSA SIN 71116

✓ SCS Certified Indoor Advantage Gold

See [Materials & Finishes](#) on page 9



1035-10CH

Stool, Counter Height, High Back

Single Upholstery	yds	sqft
	1.25	23

Outer Width		18.5"
Outer Depth		22.5"
Outer Height		37"
Seat Height		26"
Seat Depth		15"
Carton Weight		30 lbs
Carton Volume		13 cu ft

COM	COL	MB LEATHER		GRADE-IN FABRICS								
		A	B	1	2	3	4	5	6	7	8	9
1236	1360	1596	1686	1316	1341	1366	1391	1416	1441	1466	1491	1516

METAL LEG BASE Standard in Powder Coat GSA SIN 71116
 ✓ SCS Certified Indoor Advantage Gold
 See [Materials & Finishes](#) on page 9



1035-10CHSLD

Stool, Counter Height, High Back, Sled Base

Single Upholstery	yds	sqft
	1.25	23

Outer Width		18.5"
Outer Depth		22.5"
Outer Height		37"
Seat Height		25.5"
Seat Depth		15"
Carton Weight		32 lbs
Carton Volume		13 cu ft

COM	COL	MB LEATHER		GRADE-IN FABRICS								
		A	B	1	2	3	4	5	6	7	8	9
1248	1373	1608	1698	1328	1353	1378	1403	1428	1453	1478	1503	1528

METAL SLED BASE Standard in Powder Coat GSA SIN 71116
 ✓ SCS Certified Indoor Advantage Gold
 See [Materials & Finishes](#) on page 9



1035-10CL

Stool, Counter Height, Low Back

Single Upholstery	yds	sqft
	1	18

Outer Width		18.5"
Outer Depth		20"
Outer Height		27"
Seat Height		25.5"
Seat Depth		15"
Carton Weight		30 lbs
Carton Volume		9 cu ft

COM	COL	MB LEATHER		GRADE-IN FABRICS								
		A	B	1	2	3	4	5	6	7	8	9
1188	1307	1476	1548	1252	1272	1292	1312	1332	1352	1372	1392	1412
METAL LEG BASE		Standard in Powder Coat									GSA SIN 71116	
												✓ SCS Certified Indoor Advantage Gold
												See Materials & Finishes on page 9



1035-10CLSLD

Stool, Counter Height, Low Back, Sled Base

Single Upholstery	yds	sqft
	1.25	23

Outer Width		18.5"
Outer Depth		20"
Outer Height		27"
Seat Height		25.5"
Seat Depth		15"
Carton Weight		30 lbs
Carton Volume		9 cu ft

COM	COL	MB LEATHER		GRADE-IN FABRICS								
		A	B	1	2	3	4	5	6	7	8	9
1220	1342	1580	1670	1300	1325	1350	1375	1400	1425	1450	1475	1500
METAL SLED BASE		Standard in Powder Coat									GSA SIN 71116	
												✓ SCS Certified Indoor Advantage Gold
												See Materials & Finishes on page 9

Notes

Metal Base with Legs or Sleds

(Specify standard Martin Brattrud finish)

Standard: Powder Coat



















[View Powder Coat - Metallics](#)

[View Powder Coat - Neutrals](#)

[View Powder Coat - Color](#)

Custom Powder Coat Finish produced upon receipt of a customer supplied RAL# and fee of \$385 Net, with a minimum order of 10.

Materials & Finishes

Metal	POWDER COAT - COLOR	 CLD Cloud	 CMT Cement	 MTL Gunmetal	 SEA Deep Sea	 VBG Vandenberg	 DNE Dune
		 CRL Coral	 AGV Agave	 CHR Churro			
	POWDER COAT - NEUTRALS	 SRG Sugar Gloss	 SGM Sugar Matte	 CBG Carbon Gloss	 CBN Carbon Matte		
	POWDER COAT - METALLICS	 SIL Silver	 LD Lead	 BRZ Bronze	 FLI Flint	 MCA Mica	

Notes

SEE FINISHES ONLINE

WOOD: <https://martinbrattrud.com/Wood>

METAL & PAINT: <https://martinbrattrud.com/Metal>

CORIAN®: <https://martinbrattrud.com/Corian®>

STONE: <https://martinbrattrud.com/Stone>