

# ONE

Martin  
/ Bratrud

## Pricelist

Effective 01/11/2024

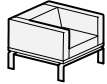
---

DESIGNED BY COLLIN BURRY AND TERRY WALKER

Focused on formal precision and functional flexibility, the One Collection offers lounge chairs, benches and tables that combine in multiple ways to furnish contemporary lounge and reception areas. Upholstered pieces rest on a narrow platform that gives the furniture its light, floating presence. Coordinating occasional tables offer tops in hand-finished wood, metal or stone.



LOW BACK	2
HIGH BACK	6
BENCHES	10
TABLES	12
MATERIALS & FINISHES	15



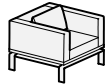
630-01

Low Back, Chair, Tight Back, Arms

Single Upholstery	yds	sqft
	<b>4</b>	<b>72</b>
-----		
Outer Width		<b>33"</b>
Outer Depth		<b>33"</b>
Outer Height		<b>25"</b>
Seat Height		<b>15.5"</b>
Seat Depth		<b>21.5"</b>
Arm Height		<b>25"</b>
Width between Arms		<b>23"</b>
Carton Weight		<b>160 lbs</b>
Carton Volume		<b>20 cu ft</b>

COM	COL	MB LEATHER		GRADE-IN FABRICS										
		A	B	1	2	3	4	5	6	7	8	9		
<b>4424</b>	<b>4866</b>	<b>5576</b>	<b>5864</b>	<b>4680</b>	<b>4760</b>	<b>4840</b>	<b>4920</b>	<b>5000</b>	<b>5080</b>	<b>5160</b>	<b>5240</b>	<b>5320</b>		
METAL BASE		Standard in Powder Coat							GSA SIN 7116					
PLATFORM IN METAL OR WOOD		Standard in Powder Coat							✓ SCS Certified Indoor Advantage Gold					
		Ash						add		<b>0</b>				
		Maple						add		<b>63</b>				
SEAT HEIGHT		Standard with 15.5" Standard SH												
		Raise SH to 17.5"							add		<b>42</b>			

See [Materials & Finishes](#) on page 15



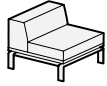
630-02

Low Back, Chair, Attached Back, Arms

Single Upholstery	yds	sqft
	<b>5</b>	<b>90</b>
-----		
Multiple Upholstery	Body	<b>4 72</b>
	Back Cushion	<b>1 18</b>
-----		
Outer Width		<b>33"</b>
Outer Depth		<b>33"</b>
Outer Height		<b>27.5"</b>
Seat Height		<b>15.5"</b>
Seat Depth		<b>18"</b>
Arm Height		<b>25"</b>
Width between Arms		<b>23"</b>
Carton Weight		<b>162 lbs</b>
Carton Volume		<b>20 cu ft</b>

COM	COL	MB LEATHER		GRADE-IN FABRICS										
		A	B	1	2	3	4	5	6	7	8	9		
<b>4546</b>	<b>5001</b>	<b>5986</b>	<b>6346</b>	<b>4866</b>	<b>4966</b>	<b>5066</b>	<b>5166</b>	<b>5266</b>	<b>5366</b>	<b>5466</b>	<b>5566</b>	<b>5666</b>		
METAL BASE		Standard in Powder Coat							GSA SIN 7116					
PLATFORM IN METAL OR WOOD		Standard in Powder Coat							✓ SCS Certified Indoor Advantage Gold					
		Ash						add		<b>0</b>				
		Maple						add		<b>63</b>				
SEAT HEIGHT		Standard with 15.5" Standard SH												
		Raise SH to 17.5"							add		<b>42</b>			

See [Materials & Finishes](#) on page 15



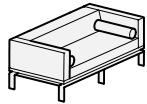
630-03T

### Low Back, Chair, Armless, Tight Back

Single Upholstery	yds	sqft
	<b>3.75</b>	<b>68</b>
-----		
Outer Width		<b>33"</b>
Outer Depth		<b>33"</b>
Outer Height		<b>25"</b>
Seat Height		<b>15.5"</b>
Seat Depth		<b>21.5"</b>
Carton Weight		<b>154 lbs</b>
Carton Volume		<b>20 cu ft</b>

COM	COL	MB LEATHER		GRADE-IN FABRICS									
		A	B	1	2	3	4	5	6	7	8	9	
<b>4248</b>	<b>4673</b>	<b>5328</b>	<b>5598</b>	<b>4488</b>	<b>4563</b>	<b>4638</b>	<b>4713</b>	<b>4788</b>	<b>4863</b>	<b>4938</b>	<b>5013</b>	<b>5088</b>	
METAL BASE		Standard in Powder Coat							GSA SIN 71116				
PLATFORM IN METAL OR WOOD		Standard in Ash Maple					add		<b>63</b>				
SEAT HEIGHT		Standard with 15.5" Standard SH Raise SH to 17.5"						add		<b>42</b>			
BACK		Standard with Tight Back No Cushion Standard Attached Back Cushion					add		<b>104</b>				

✓ SCS Certified Indoor Advantage Gold  
See [Materials & Finishes](#) on page 15



630-66T

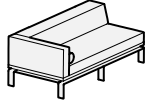
### Low Back, Sofa, Tight Back, Bolsters, Arms

Single Upholstery	yds	sqft
	<b>9</b>	<b>162</b>
-----		
Multiple Upholstery	Body	<b>8 144</b>
	Bolsters	<b>1 18</b>
-----		
Outer Width		<b>66"</b>
Outer Depth		<b>33"</b>
Outer Height		<b>25"</b>
Seat Height		<b>15.5"</b>
Seat Depth		<b>21.5"</b>
Arm Height		<b>25"</b>
Width between Arms		<b>56"</b>
Carton Weight		<b>312 lbs</b>
Carton Volume		<b>41 cu ft</b>

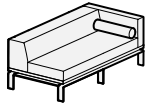
COM	COL	MB LEATHER		GRADE-IN FABRICS									
		A	B	1	2	3	4	5	6	7	8	9	
<b>8617</b>	<b>9479</b>	<b>11209</b>	<b>11857</b>	<b>9193</b>	<b>9373</b>	<b>9553</b>	<b>9733</b>	<b>9913</b>	<b>10093</b>	<b>10273</b>	<b>10453</b>	<b>10633</b>	
METAL BASE		Standard in Powder Coat							GSA SIN 71116				
PLATFORM IN METAL OR WOOD		Standard in Powder Coat Ash Maple					add		<b>0 125</b>				
SEAT HEIGHT		Standard with 15.5" Standard SH Raise SH to 17.5"						add		<b>84</b>			
BACK CUSHIONS		Standard with Tight Back No Cushions Standard Attached Back Cushions					add		<b>208</b>				

✓ SCS Certified Indoor Advantage Gold  
See [Materials & Finishes](#) on page 15

## Low Back, Chaise, Tight Back, Bolster, Arm



630-66CTLAF

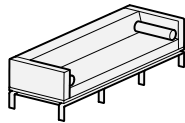


630-66CTRAF

Single Upholstery		yds	sqft
		<b>7.5</b>	<b>135</b>
-----			
Multiple Upholstery	Body	<b>7</b>	<b>126</b>
	Bolster	<b>0.75</b>	<b>14</b>
-----			
Outer Width			<b>66"</b>
Outer Depth			<b>33"</b>
Outer Height			<b>25"</b>
Seat Height			<b>15.5"</b>
Arm Height			<b>25"</b>
Carton Weight			<b>437 lbs</b>
Carton Volume			<b>64 cu ft</b>

COM	COL	MB LEATHER		GRADE-IN FABRICS									
		A	B	1	2	3	4	5	6	7	8	9	
<b>8487</b>	<b>9336</b>	<b>10647</b>	<b>11187</b>	<b>8967</b>	<b>9117</b>	<b>9267</b>	<b>9417</b>	<b>9567</b>	<b>9717</b>	<b>9867</b>	<b>10017</b>	<b>10167</b>	
METAL BASE		Standard in Powder Coat						GSA SIN 71116					
PLATFORM IN METAL OR WOOD		Standard in Powder Coat						✓ SCS Certified Indoor Advantage Gold					
		Ash				add		<b>0</b>					
		Maple				add		<b>125</b>					
SEAT HEIGHT		Standard with 15.5" Standard SH											
		Raise SH to 17.5"						add		<b>84</b>			
BACK CUSHIONS		Standard with Tight Back No Cushions Standard											
		Attached Back Cushions						add		<b>208</b>			

## Low Back, Sofa, Tight Back, Bolsters, Arms

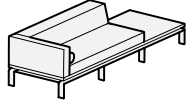


630-99T

Single Upholstery		yds	sqft
		<b>11</b>	<b>198</b>
-----			
Multiple Upholstery	Body	<b>10</b>	<b>180</b>
	Bolster	<b>1</b>	<b>18</b>
-----			
Outer Width			<b>99"</b>
Outer Depth			<b>33"</b>
Outer Height			<b>25"</b>
Seat Height			<b>15.5"</b>
Seat Depth			<b>21.5"</b>
Arm Height			<b>25"</b>
Width between Arms			<b>89"</b>
Carton Weight			<b>482 lbs</b>
Carton Volume			<b>64 cu ft</b>

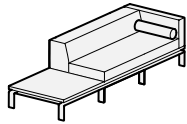
COM	COL	MB LEATHER		GRADE-IN FABRICS									
		A	B	1	2	3	4	5	6	7	8	9	
<b>11830</b>	<b>13013</b>	<b>14998</b>	<b>15790</b>	<b>12534</b>	<b>12754</b>	<b>12974</b>	<b>13194</b>	<b>13414</b>	<b>13634</b>	<b>13854</b>	<b>14074</b>	<b>14294</b>	
METAL BASE		Standard in Powder Coat						GSA SIN 71116					
PLATFORM IN METAL OR WOOD		Standard in Powder Coat						✓ SCS Certified Indoor Advantage Gold					
		Ash				add		<b>0</b>					
		Maple				add		<b>188</b>					
SEAT HEIGHT		Standard with 15.5" Standard SH											
		Raise SH to 17.5"						add		<b>125</b>			
BACK CUSHIONS		Standard with Tight Back No Cushions Standard											
		Attached Back Cushions						add		<b>312</b>			

## Low Back, Sofa, Tight Back, Bolster, Table, Arm



631-99CTLAF

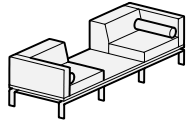
Single Upholstery	yds	sqft
	<b>7.5</b>	<b>135</b>
-----		
Outer Width		<b>99"</b>
Outer Depth		<b>33"</b>
Outer Height		<b>25"</b>
Seat Height		<b>15.5"</b>
Seat Depth		<b>21.5"</b>
Carton Weight		<b>430 lbs</b>
Carton Volume		<b>64 cu ft</b>



631-99CTRAF

COM	COL	MB LEATHER		GRADE-IN FABRICS										
		A	B	1	2	3	4	5	6	7	8	9		
<b>11473</b>	<b>12620</b>	<b>13633</b>	<b>14173</b>	<b>11953</b>	<b>12103</b>	<b>12253</b>	<b>12403</b>	<b>12553</b>	<b>12703</b>	<b>12853</b>	<b>13003</b>	<b>13153</b>		
METAL BASE		Standard in Powder Coat						GSA SIN 7116						
PLATFORM IN METAL OR WOOD		Standard in Powder Coat						✓ SCS Certified Indoor Advantage Gold						
		Ash				add		<b>0</b>					See <a href="#">Materials &amp; Finishes</a> on page 15	
		Maple				add		<b>188</b>						
INSET TABLE / METAL PLATFORM AS BASE		Ash				add		<b>208</b>						
		Maple				add		<b>208</b>						
		Marble and Granite				add		<b>520</b>						
		Glass				add		<b>520</b>						
SEAT HEIGHT		Standard with 15.5" Standard SH												
		Raise SH to 17.5"						add		<b>125</b>				

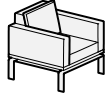
## Low Back, Sofa, Bridge Table, Bolsters, Arms



631-99BT

Single Upholstery	yds	sqft
	<b>10</b>	<b>180</b>
-----		
Multiple Upholstery	2 Bolsters Body	<b>2</b> <b>36</b>
		<b>7.5</b> <b>135</b>
-----		
Outer Width		<b>99"</b>
Outer Depth		<b>33"</b>
Outer Height		<b>25"</b>
Seat Height		<b>15.5"</b>
Seat Depth		<b>21.5"</b>
Arm Height		<b>25"</b>
Carton Weight		<b>442 lbs</b>
Carton Volume		<b>64 cu ft</b>

COM	COL	MB LEATHER		GRADE-IN FABRICS										
		A	B	1	2	3	4	5	6	7	8	9		
<b>11796</b>	<b>12976</b>	<b>14676</b>	<b>15396</b>	<b>12436</b>	<b>12636</b>	<b>12836</b>	<b>13036</b>	<b>13236</b>	<b>13436</b>	<b>13636</b>	<b>13836</b>	<b>14036</b>		
METAL BASE		Standard in Powder Coat						GSA SIN 7116						
PLATFORM IN METAL OR WOOD		Standard in Powder Coat						✓ SCS Certified Indoor Advantage Gold						
		Ash				add		<b>0</b>					See <a href="#">Materials &amp; Finishes</a> on page 15	
		Maple				add		<b>188</b>						
INSET TABLE / METAL PLATFORM AS BASE		Ash				add		<b>208</b>						
		Maple				add		<b>208</b>						
		Marble and Granite				add		<b>520</b>						
		Glass				add		<b>520</b>						
SEAT HEIGHT		Standard with 15.5" Standard SH												
		Raise SH to 17.5"						add		<b>125</b>				



633-01

### High Back, Chair, Arms

Single Upholstery		yds	sqft
		<b>5.25</b>	<b>95</b>
-----			
Multiple Upholstery	Body	<b>4.5</b>	<b>81</b>
	Back Cushions	<b>1</b>	<b>18</b>
-----			
Outer Width			<b>33"</b>
Outer Depth			<b>33"</b>
Outer Height			<b>33.5"</b>
Seat Height			<b>17.5"</b>
Seat Depth			<b>22.5"</b>
Arm Height			<b>27"</b>
Width between Arms			<b>23"</b>
Carton Weight			<b>176 lbs</b>
Carton Volume			<b>28 cu ft</b>

COM	COL	MB LEATHER		GRADE-IN FABRICS										
		A	B	1	2	3	4	5	6	7	8	9		
<b>4546</b>	<b>5001</b>	<b>6058</b>	<b>6436</b>	<b>4882</b>	<b>4987</b>	<b>5092</b>	<b>5197</b>	<b>5302</b>	<b>5407</b>	<b>5512</b>	<b>5617</b>	<b>5722</b>		
METAL BASE		Standard in Powder Coat							GSA SIN 71116					
PLATFORM IN METAL OR WOOD		Standard in Powder Coat							✓ SCS Certified Indoor Advantage Gold					
		Ash						add	<b>0</b>					
		Maple						add	<b>63</b>					
SEAT HEIGHT		Standard with 17.5" Standard SH												
		Lower SH to 15.5"							add	<b>42</b>				

See [Materials & Finishes](#) on page 15



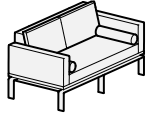
633-03

### High Back, Chair, Armless, Attached Cushion

Single Upholstery		yds	sqft
		<b>4.75</b>	<b>86</b>
-----			
Multiple Upholstery	Body	<b>4.5</b>	<b>81</b>
	Back Cushions	<b>1</b>	<b>18</b>
-----			
Outer Width			<b>33"</b>
Outer Depth			<b>33"</b>
Outer Height			<b>33.5"</b>
Seat Height			<b>17.5"</b>
Seat Depth			<b>20.5"</b>
Carton Weight			<b>170 lbs</b>
Carton Volume			<b>28 cu ft</b>

COM	COL	MB LEATHER		GRADE-IN FABRICS										
		A	B	1	2	3	4	5	6	7	8	9		
<b>4366</b>	<b>4803</b>	<b>5734</b>	<b>6076</b>	<b>4670</b>	<b>4765</b>	<b>4860</b>	<b>4955</b>	<b>5050</b>	<b>5145</b>	<b>5240</b>	<b>5335</b>	<b>5430</b>		
METAL BASE		Standard in Powder Coat							GSA SIN 71116					
PLATFORM IN METAL OR WOOD		Standard in Powder Coat							✓ SCS Certified Indoor Advantage Gold					
		Ash						add	<b>0</b>					
		Maple						add	<b>63</b>					
SEAT HEIGHT		Standard with 17.5" Standard SH												
		Lower SH to 15.5"							add	<b>42</b>				

See [Materials & Finishes](#) on page 15



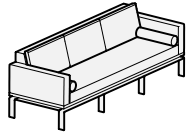
633-66

### High Back, Sofa, Bolsters, Arm

Single Upholstery		yds	sqft
		<b>11</b>	<b>198</b>
.....			
Multiple Upholstery	Body	<b>8.5</b>	<b>153</b>
	Back Cushions	<b>2</b>	<b>36</b>
	Bolsters	<b>1</b>	<b>18</b>
-----			
Outer Width			<b>66"</b>
Outer Depth			<b>33"</b>
Outer Height			<b>33.5"</b>
Seat Height			<b>17.5"</b>
Seat Depth			<b>20.5"</b>
Arm Height			<b>27"</b>
Carton Weight			<b>348 lbs</b>
Carton Volume			<b>49 cu ft</b>

COM	COL	MB LEATHER		GRADE-IN FABRICS								
		A	B	1	2	3	4	5	6	7	8	9
<b>8748</b>	<b>9623</b>	<b>11916</b>	<b>12708</b>	<b>9452</b>	<b>9672</b>	<b>9892</b>	<b>10112</b>	<b>10332</b>	<b>10552</b>	<b>10772</b>	<b>10992</b>	<b>11212</b>
METAL BASE				Standard in Powder Coat				GSA SIN 71116				
PLATFORM IN METAL OR WOOD				Standard in Powder Coat				✓ SCS Certified Indoor Advantage Gold				
				Ash				add <b>0</b>				
				Maple				add <b>125</b>				
SEAT HEIGHT				Standard with 17.5" Standard SH								
				Lower SH to 15.5"				add <b>84</b>				

See [Materials & Finishes](#) on page 15



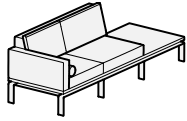
633-99

### High Back, Sofa, Bolsters, Arms

Single Upholstery		yds	sqft
		<b>15</b>	<b>270</b>
.....			
Multiple Upholstery	Body	<b>11.5</b>	<b>207</b>
	Back Cushions	<b>2.75</b>	<b>50</b>
	Bolsters	<b>1</b>	<b>18</b>
-----			
Outer Width			<b>99"</b>
Outer Depth			<b>33"</b>
Outer Height			<b>33.5"</b>
Seat Height			<b>17.5"</b>
Seat Depth			<b>20.5"</b>
Arm Height			<b>27"</b>
Width between Arms			<b>89"</b>
Carton Weight			<b>536 lbs</b>
Carton Volume			<b>78 cu ft</b>

COM	COL	MB LEATHER		GRADE-IN FABRICS								
		A	B	1	2	3	4	5	6	7	8	9
<b>12118</b>	<b>13330</b>	<b>16438</b>	<b>17518</b>	<b>13078</b>	<b>13378</b>	<b>13678</b>	<b>13978</b>	<b>14278</b>	<b>14578</b>	<b>14878</b>	<b>15178</b>	<b>15478</b>
METAL BASE				Standard in Powder Coat				GSA SIN 71116				
PLATFORM IN METAL OR WOOD				Standard in Powder Coat				✓ SCS Certified Indoor Advantage Gold				
				Ash				add <b>0</b>				
				Maple				add <b>188</b>				
SEAT HEIGHT				Standard with 17.5" Standard SH								
				Lower SH to 15.5"				add <b>125</b>				

See [Materials & Finishes](#) on page 15

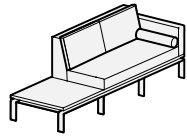


634-99CLAF

High Back, Chaise, Table, Bolster, Arm

Single Upholstery		yds	sqft
		<b>10</b>	<b>180</b>
.....			
Multiple Upholstery	Body	<b>8.5</b>	<b>153</b>
	Back Cushions	<b>2</b>	<b>36</b>
	Bolster	<b>1</b>	<b>18</b>

Outer Width	<b>99"</b>
Outer Depth	<b>33"</b>
Outer Height	<b>33.5"</b>
Seat Height	<b>17.5"</b>
Arm Height	<b>27"</b>
Carton Weight	<b>533 lbs</b>
Carton Volume	<b>78 cu ft</b>




634-99CRAF

High Back, Sofa, Bridge Table, Armless

Single Upholstery		yds	sqft
		<b>9.75</b>	<b>176</b>
.....			
Multiple Upholstery	Body	<b>8.5</b>	<b>153</b>
	Back Cushions	<b>2</b>	<b>36</b>

Outer Width	<b>99"</b>
Outer Depth	<b>33"</b>
Outer Height	<b>33.5"</b>
Seat Height	<b>17.5"</b>
Seat Depth	<b>20.5"</b>
Carton Weight	<b>466 lbs</b>
Carton Volume	<b>78 cu ft</b>



634-99ABT

COM	COL	MB LEATHER		GRADE-IN FABRICS								
		A	B	1	2	3	4	5	6	7	8	9
<b>12059</b>	<b>13265</b>	<b>14939</b>	<b>15659</b>	<b>12699</b>	<b>12899</b>	<b>13099</b>	<b>13299</b>	<b>13499</b>	<b>13699</b>	<b>13899</b>	<b>14099</b>	<b>14299</b>

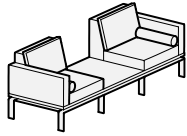
METAL BASE	Standard in Powder Coat	GSA SIN 7116
PLATFORM IN METAL OR WOOD	Standard in Powder Coat	✓ SCS Certified Indoor Advantage Gold
	Ash	add <b>0</b>
	Maple	add <b>188</b>
INSET TABLE / METAL PLATFORM AS BASE	Ash	add <b>208</b>
	Maple	add <b>208</b>
	Marble and Granite	add <b>520</b>
	Glass	add <b>520</b>
SEAT HEIGHT	Standard with 17.5" Standard SH	
	Lower SH to 15.5"	add <b>125</b>

COM	COL	MB LEATHER		GRADE-IN FABRICS								
		A	B	1	2	3	4	5	6	7	8	9
<b>11547</b>	<b>12702</b>	<b>14355</b>	<b>15057</b>	<b>12171</b>	<b>12366</b>	<b>12561</b>	<b>12756</b>	<b>12951</b>	<b>13146</b>	<b>13341</b>	<b>13536</b>	<b>13731</b>

METAL BASE	Standard in Powder Coat	GSA SIN 7116
PLATFORM IN METAL OR WOOD	Standard in Powder Coat	✓ SCS Certified Indoor Advantage Gold
	Ash	add <b>0</b>
	Maple	add <b>188</b>
INSET TABLE / METAL PLATFORM AS BASE	Ash	add <b>208</b>
	Maple	add <b>208</b>
	Marble and Granite	add <b>520</b>
	Glass	add <b>520</b>
SEAT HEIGHT	Standard with 17.5" Standard SH	
	Lower SH to 15.5"	add <b>125</b>





634-99BT

## High Back, Sofa, Bridge Table, Bolsters, Arms

Single Upholstery		yds	sqft
		<b>11.5</b>	<b>207</b>
-----			
Multiple Upholstery	Body	<b>8.5</b>	<b>153</b>
	Back Cushions	<b>2</b>	<b>36</b>
	Bolsters	<b>1</b>	<b>18</b>

Outer Width	<b>99"</b>
Outer Depth	<b>33"</b>
Outer Height	<b>33.5"</b>
Seat Height	<b>17.5"</b>
Seat Depth	<b>20.5"</b>
Arm Height	<b>27"</b>
Carton Weight	<b>478 lbs</b>
Carton Volume	<b>78 cu ft</b>

COM	COL	MB LEATHER		GRADE-IN FABRICS								
		A	B	1	2	3	4	5	6	7	8	9
<b>11872</b>	<b>13059</b>	<b>15184</b>	<b>16012</b>	<b>12608</b>	<b>12838</b>	<b>13068</b>	<b>13298</b>	<b>13528</b>	<b>13758</b>	<b>13988</b>	<b>14218</b>	<b>14448</b>
METAL BASE				Standard in Powder Coat				GSA SIN 7116				
PLATFORM IN METAL OR WOOD				Standard in Powder Coat				√ SCS Certified Indoor Advantage Gold				
				Ash				add <b>0</b>				
				Maple				add <b>188</b>				
INSET TABLE / METAL PLATFORM AS BASE				Ash				add <b>208</b>				
				Maple				add <b>208</b>				
				Marble and Granite				add <b>520</b>				
				Glass				add <b>520</b>				
SEAT HEIGHT				Standard with 17.5" Standard SH								
				Lower SH to 15.5"				add <b>125</b>				

√ SCS Certified Indoor Advantage Gold

See [Materials & Finishes](#) on page 15



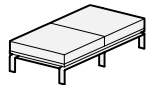
630-330

### Bench

Single Upholstery	yds	sqft
	<b>2</b>	<b>36</b>
-----		
Outer Width		<b>33"</b>
Outer Depth		<b>33"</b>
Outer Height		<b>15.5"</b>
Carton Weight		<b>119 lbs</b>
Carton Volume		<b>14 cu ft</b>

COM	COL	MB LEATHER		GRADE-IN FABRICS									
		A	B	1	2	3	4	5	6	7	8	9	
<b>3500</b>	<b>3850</b>	<b>4076</b>	<b>4220</b>	<b>3628</b>	<b>3668</b>	<b>3708</b>	<b>3748</b>	<b>3788</b>	<b>3828</b>	<b>3868</b>	<b>3908</b>	<b>3948</b>	
METAL BASE		Standard in Powder Coat						GSA SIN 71116					
PLATFORM IN METAL OR WOOD		Standard in Powder Coat						✓ SCS Certified Indoor Advantage Gold					
		Ash						add		<b>0</b>			
		Maple						add		<b>63</b>			
SEAT HEIGHT		Standard with 15.5" Standard SH											
		Raise SH to 17.5"						add		<b>42</b>			

See [Materials & Finishes](#) on page 15



630-66B

### Bench, 66" Bench

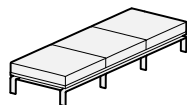
Single Upholstery	yds	sqft
	<b>4</b>	<b>72</b>
-----		
Outer Width		<b>66"</b>
Outer Depth		<b>33"</b>
Outer Height		<b>15.5"</b>
Seat Height		<b>15.5"</b>
Carton Weight		<b>230 lbs</b>
Carton Volume		<b>25 cu ft</b>

COM	COL	MB LEATHER		GRADE-IN FABRICS									
		A	B	1	2	3	4	5	6	7	8	9	
<b>7353</b>	<b>8088</b>	<b>8505</b>	<b>8793</b>	<b>7609</b>	<b>7689</b>	<b>7769</b>	<b>7849</b>	<b>7929</b>	<b>8009</b>	<b>8089</b>	<b>8169</b>	<b>8249</b>	
METAL BASE		Standard in Powder Coat						GSA SIN 71116					
PLATFORM IN METAL OR WOOD		Standard in Powder Coat						✓ SCS Certified Indoor Advantage Gold					
		Ash						add		<b>0</b>			
		Maple						add		<b>125</b>			
SEAT HEIGHT		Standard with 15.5" Standard SH											
		Raise SH to 17.5"						add		<b>42</b>			

See [Materials & Finishes](#) on page 15

# ONE

Martin  
/ Bratrud



630-99B

## Bench, 99" Bench

Single Upholstery	yds	sqft
	<b>6</b>	<b>108</b>
.....		
Outer Width		<b>99"</b>
Outer Depth		<b>33"</b>
Outer Height		<b>15.5"</b>
Seat Height		<b>15.5"</b>
Carton Weight		<b>345 lbs</b>
Carton Volume		<b>37 cu ft</b>

		MB LEATHER		GRADE-IN FABRICS									
COM	COL	A	B	1	2	3	4	5	6	7	8	9	
<b>10212</b>	<b>11233</b>	<b>11940</b>	<b>12372</b>	<b>10596</b>	<b>10716</b>	<b>10836</b>	<b>10956</b>	<b>11076</b>	<b>11196</b>	<b>11316</b>	<b>11436</b>	<b>11556</b>	
METAL BASE		Standard in Powder Coat						GSA SIN 71116					
PLATFORM IN METAL OR WOOD		Standard in Powder Coat						√ SCS Certified Indoor Advantage Gold					
		Ash				add		<b>0</b>					
		Maple				add		<b>188</b>					
SEAT HEIGHT		Standard with 15.5" Standard SH											
		Raise SH to 17.5"						add		<b>42</b>			

See [Materials & Finishes](#) on page 15



635-33T

### Table, Square, High

Outer Width	<b>33"</b>
Outer Depth	<b>33"</b>
Outer Height	<b>13"</b>
Carton Weight	<b>98 lbs</b>
Carton Volume	<b>10 cu ft</b>

SELF EDGE			
Ash Veneer	Maple Veneer	Glass	Stone
<b>4036</b>	<b>4036</b>	<b>5455</b>	<b>5099</b>

TABLE TOP	Standard in Ash Veneer	GSA SIN 71116
PLATFORM	Standard in Powder Coat	✓ SCS Certified Indoor Advantage Gold
METAL BASE	Standard in Powder Coat	See <a href="#">Materials &amp; Finishes</a> on page 15



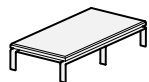
635-33TB

### Table, Square Block, High, Single Piece

Outer Width	<b>33"</b>
Outer Depth	<b>33"</b>
Outer Height	<b>13"</b>
Carton Weight	<b>65 lbs</b>
Carton Volume	<b>10 cu ft</b>

SELF EDGE	
Ash Veneer	Maple Veneer
<b>3453</b>	<b>3453</b>

TABLE TOP	Standard in Ash Veneer	GSA SIN 71116
METAL BASE	Standard in Powder Coat	✓ SCS Certified Indoor Advantage Gold
		See <a href="#">Materials &amp; Finishes</a> on page 15



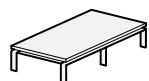
635-66T

### Table, Rectangle, High

Outer Width	<b>66"</b>
Outer Depth	<b>33"</b>
Outer Height	<b>13"</b>
Carton Weight	<b>188 lbs</b>
Carton Volume	<b>19 cu ft</b>

SELF EDGE			
Ash Veneer	Maple Veneer	Glass	Stone
<b>8072</b>	<b>8072</b>	<b>10589</b>	<b>10696</b>

TABLE TOP	Standard in Ash Veneer	GSA SIN 71116
PLATFORM	Standard in Powder Coat	✓ SCS Certified Indoor Advantage Gold
METAL BASE	Standard in Powder Coat	See <a href="#">Materials &amp; Finishes</a> on page 15



635-66TB

### Table, Rectangle Block, High, Single Piece

Outer Width	<b>66"</b>
Outer Depth	<b>33"</b>
Outer Height	<b>13"</b>
Carton Weight	<b>128 lbs</b>
Carton Volume	<b>19 cu ft</b>

SELF EDGE	
Ash Veneer	Maple Veneer
<b>6509</b>	<b>6509</b>

TABLE TOP	Standard in Ash Veneer	GSA SIN 71116
METAL BASE	Standard in Powder Coat	✓ SCS Certified Indoor Advantage Gold
		See <a href="#">Materials &amp; Finishes</a> on page 15

## Notes

---

### Metal Base

(Specify Martin Brattrud Finish)

.375" Steel

Standard: Powder Coat (Specify Martin Brattrud Finish)

[View Powder Coat - Metallics](#)

[View Powder Coat - Neutrals](#)

[View Powder Coat - Color](#)

Custom Powder Coat Finish produced upon receipt of a customer supplied RAL# and fee of \$385 Net, with a minimum order of 10.

### Platform

(Specify Martin Brattrud Finish)

Metal or Wood Platform

Standard Metal: Powder Coat as Metal Base

Standard Wood: Ash Veneer

Premium Wood: Maple Veneer

[View Ash Wood Standard Finishes](#)

[View Maple Wood Standard Finishes](#)

Custom Wood Finish produced upon receipt of a customer's approved sample match and fee of \$200 Net for each unique finish per order.

### Table Top

(Specify Martin Brattrud Finish)

Standard: Ash Veneer









































Premium: Maple Veneer

Premium: Glass Sandblasted Bottom Starphire (**SBS**), .75" thick

Premium: Black Granite (**BG**) or Carrara Marble (**CM**), .75" thick

Stone tops are natural materials with fissures, color and patterns being inherent.

## Materials & Finishes

Metal	<b>POWDER COAT - COLOR</b>	 CLD Cloud	 CMT Cement	 MTL Gunmetal	 SEA Deep Sea	 VBG Vandenberg	 DNE Dune
		 CRL Coral	 AGV Agave	 CHR Churro			
	<b>POWDER COAT - NEUTRALS</b>	 SRG Sugar Gloss	 SGM Sugar Matte	 CBG Carbon Gloss	 CBN Carbon Matte		
	<b>POWDER COAT - METALLICS</b>	 SIL Silver	 LD Lead	 BRZ Bronze	 FLI Flint	 MCA Mica	
Wood	<b>ASH</b>	 ASH1 Shoji	 ASH2 Cinder	 ASH3 Storm	 ASH8 Natural	 ASH9 Coal	 ASH10 Driftwood
		 ASH11 Burro	 ASH12 Char	 ASH13 Dune	 ASH14 Coral	 ASH15 Agave	 ASH16 Deep Sea
		 ASH17 Vandenberg					
	<b>MAPLE</b>	 MAP1 Bright	 MAP2 Natural	 MAP4 Fawn	 MAP7 Espresso	 MAP8 Iron	 MAP9 Ebony
Stone	<b>MARBLE AND GRANITE</b>	 CM Carrara Marble	 BG Black Granite				
Glass	<b>GLASS</b>	 SBS Starphire Glass, Bottom Sandblasted					

## Notes

SEE FINISHES ONLINE

**WOOD:** <https://martinbrattrud.com/Wood>

**METAL & PAINT:** <https://martinbrattrud.com/Metal>

**CORIAN®:** <https://martinbrattrud.com/Corian®>

**STONE:** <https://martinbrattrud.com/Stone>