

CARDIFF

Martin
/ Bratrud

Pricelist

Effective 01/11/2024

DESIGNED BY

Flowing seamlessly from the vertical to the horizontal plane, the Cardiff series shows off the quality of Martin Bratrud craftsmanship. Seats rest on a sculpted wood base with tapered legs crafted of solid maple, solid ash, or solid walnut. Cardiff is available as a Lounge Chair, a Side Chair, a Bar or Counter Height Stool, and a Settee.



| | |
|----------------------|---|
| BAR STOOLS | 2 |
| STOOLS | 3 |
| LOUNGE | 4 |
| SIDE CHAIRS | 6 |
| MATERIALS & FINISHES | 8 |



1060-10

Bar Stool, Bar Height

| | | |
|-------------------|------------|-----------------|
| Single Upholstery | yds | sqft |
| | 1.5 | 27 |
| ----- | | |
| Outer Width | | 19" |
| Outer Depth | | 19.5" |
| Outer Height | | 41.5" |
| Seat Height | | 31" |
| Seat Depth | | 16" |
| Carton Weight | | 35 lbs |
| Carton Volume | | 12 cu ft |

| COM | COL | MB LEATHER | | GRADE-IN FABRICS | | | | | | | | | |
|-----------------|-------------|-------------------------|-------------|------------------|-------------|-------------|-------------|--|-------------|-------------|-------------|-------------|--|
| | | A | B | 1 | 2 | 3 | 4 | 5 | 6 | 7 | 8 | 9 | |
| 2405 | 2646 | 2837 | 2945 | 2501 | 2531 | 2561 | 2591 | 2621 | 2651 | 2681 | 2711 | 2741 | |
| WOOD BASE | | Standard in Ash | | | | | | GSA SIN 71116 | | | | | |
| | | Maple | | | | | | add | | 0 | | | |
| | | Walnut | | | | | | add | | 284 | | | |
| METAL STRETCHER | | Standard in Powder Coat | | | | | | See Materials & Finishes on page 8 | | | | | |
| | | Stainless Steel | | | | | | add | | 102 | | | |



1060-11

Bar Stool, Bar Height, Backless

| | | |
|-------------------|-------------|----------------|
| Single Upholstery | yds | sqft |
| | 0.75 | 14 |
| ----- | | |
| Outer Width | | 16" |
| Outer Depth | | 16" |
| Outer Height | | 31" |
| Seat Height | | 31" |
| Carton Weight | | 30 lbs |
| Carton Volume | | 9 cu ft |

| COM | COL | MB LEATHER | | GRADE-IN FABRICS | | | | | | | | | |
|-----------------|-------------|-------------------------|-------------|------------------|-------------|-------------|-------------|--|-------------|-------------|-------------|-------------|--|
| | | A | B | 1 | 2 | 3 | 4 | 5 | 6 | 7 | 8 | 9 | |
| 2216 | 2438 | 2432 | 2486 | 2264 | 2279 | 2294 | 2309 | 2324 | 2339 | 2354 | 2369 | 2384 | |
| WOOD BASE | | Standard in Ash | | | | | | GSA SIN 71116 | | | | | |
| | | Maple | | | | | | add | | 0 | | | |
| | | Walnut | | | | | | add | | 284 | | | |
| METAL STRETCHER | | Standard in Powder Coat | | | | | | See Materials & Finishes on page 8 | | | | | |
| | | Stainless Steel | | | | | | add | | 102 | | | |



1060-10C

Stool, Counter Height Stool

| | | |
|-------------------|------------|-----------------|
| Single Upholstery | yds | sqft |
| | 1.5 | 27 |
| ----- | | |
| Outer Width | | 19.5" |
| Outer Depth | | 19.5" |
| Outer Height | | 35.5" |
| Seat Height | | 26" |
| Seat Depth | | 16" |
| Arm Height | | 29.5" |
| Carton Weight | | 32 lbs |
| Carton Volume | | 11 cu ft |

| COM | COL | MB LEATHER | | GRADE-IN FABRICS | | | | | | | | |
|-----------------|-------------|-------------------------|-------------|------------------|-------------|-------------|-------------|--|-------------|-------------|-------------|-------------|
| | | A | B | 1 | 2 | 3 | 4 | 5 | 6 | 7 | 8 | 9 |
| 2356 | 2592 | 2788 | 2896 | 2452 | 2482 | 2512 | 2542 | 2572 | 2602 | 2632 | 2662 | 2692 |
| WOOD BASE | | Standard in Ash | | | | | | GSA SIN 71116 | | | | |
| | | Maple | | | | | | add 0 | | | | |
| | | Walnut | | | | | | add 264 | | | | |
| METAL STRETCHER | | Standard in Powder Coat | | | | | | See Materials & Finishes on page 8 | | | | |
| | | Stainless Steel | | | | | | add 102 | | | | |



1060-11C

Stool, Counter Height Stool, Backless

| | | |
|-------------------|-------------|----------------|
| Single Upholstery | yds | sqft |
| | 0.75 | 14 |
| ----- | | |
| Outer Width | | 16" |
| Outer Depth | | 16" |
| Outer Height | | 26" |
| Seat Height | | 26" |
| Carton Weight | | 28 lbs |
| Carton Volume | | 8 cu ft |

| COM | COL | MB LEATHER | | GRADE-IN FABRICS | | | | | | | | |
|-----------------|-------------|-------------------------|-------------|------------------|-------------|-------------|-------------|--|-------------|-------------|-------------|-------------|
| | | A | B | 1 | 2 | 3 | 4 | 5 | 6 | 7 | 8 | 9 |
| 2190 | 2409 | 2406 | 2460 | 2238 | 2253 | 2268 | 2283 | 2298 | 2313 | 2328 | 2343 | 2358 |
| WOOD BASE | | Standard in Ash | | | | | | GSA SIN 71116 | | | | |
| | | Maple | | | | | | add 0 | | | | |
| | | Walnut | | | | | | add 264 | | | | |
| METAL STRETCHER | | Standard in Powder Coat | | | | | | See Materials & Finishes on page 8 | | | | |
| | | Stainless Steel | | | | | | add 102 | | | | |



1060-01

Lounge, Lounge Chair

| | | | |
|---------------------|---------------------|-------------|-----------------|
| Single Upholstery | | yds | sqft |
| | | 5.5 | 99 |
| ----- | | | |
| Multiple Upholstery | Body & Seat Cushion | 5.25 | 95 |
| | Back Cushion | 1 | 18 |
| ----- | | | |
| Outer Width | | | 31" |
| Outer Depth | | | 32" |
| Outer Height | | | 34" |
| Seat Height | | | 17" |
| Arm Height | | | 20" |
| Carton Weight | | | 65 lbs |
| Carton Volume | | | 24 cu ft |

| | | MB LEATHER | | GRADE-IN FABRICS | | | | | | | | | |
|-------------|-------------|-----------------|-------------|------------------|-------------|-------------|-------------|-------------|-------------|-------------|---------------|--|--|
| COM | COL | A | B | 1 | 2 | 3 | 4 | 5 | 6 | 7 | 8 | 9 | |
| 2961 | 3257 | 4545 | 4941 | 3313 | 3423 | 3533 | 3643 | 3753 | 3863 | 3973 | 4083 | 4193 | |
| WOOD BASE | | Standard in Ash | | | | | | | | | GSA SIN 71116 | | |
| | | Maple | | | | | | add | | 0 | | ✓ SCS Certified Indoor Advantage | |
| | | Walnut | | | | | | add | | 354 | | See Materials & Finishes on page 8 | |



1060-01HB


Lounge, High Back Lounge

| | | | |
|---------------------|---------------------|-------------|-----------------|
| Single Upholstery | | yds | sqft |
| | | 5.5 | 99 |
| ----- | | | |
| Multiple Upholstery | Body & Seat Cushion | 5.25 | 95 |
| | Back Cushion | 1 | 18 |
| ----- | | | |
| Outer Width | | | 31" |
| Outer Depth | | | 33" |
| Outer Height | | | 40" |
| Seat Height | | | 17" |
| Arm Height | | | 21" |
| Carton Weight | | | 68 lbs |
| Carton Volume | | | 29 cu ft |

| | | MB LEATHER | | GRADE-IN FABRICS | | | | | | | | | |
|-------------|-------------|-----------------|-------------|------------------|-------------|-------------|-------------|-------------|-------------|-------------|---------------|--|--|
| COM | COL | A | B | 1 | 2 | 3 | 4 | 5 | 6 | 7 | 8 | 9 | |
| 3330 | 3663 | 4914 | 5310 | 3682 | 3792 | 3902 | 4012 | 4122 | 4232 | 4342 | 4452 | 4562 | |
| WOOD BASE | | Standard in Ash | | | | | | | | | GSA SIN 71116 | | |
| | | Maple | | | | | | add | | 0 | | ✓ SCS Certified Indoor Advantage | |
| | | Walnut | | | | | | add | | 354 | | See Materials & Finishes on page 8 | |

CARDIFF

Martin / Bratrud



1060-58

Lounge, Settee

| | | |
|-------------------|-------------|------------|
| Single Upholstery | yds | sqft |
| | 7.75 | 140 |
| ----- | | |
| Outer Width | | 58" |
| Outer Depth | | 34" |
| Outer Height | | 34" |
| Seat Height | | 17" |
| Arm Height | | 20" |

| COM | COL | MB LEATHER | | GRADE-IN FABRICS | | | | | | | | |
|-------------|-------------|-------------|-------------|------------------|-------------|-------------|-------------|-------------|-------------|-------------|-------------|-------------|
| | | A | B | 1 | 2 | 3 | 4 | 5 | 6 | 7 | 8 | 9 |
| 6570 | 7227 | 8802 | 9360 | 7066 | 7221 | 7376 | 7531 | 7686 | 7841 | 7996 | 8151 | 8306 |

| | | | | | | | | | | | | |
|-----------|-----------------|--|--|--|--|--|-----|------------|--|--|--|--|
| WOOD BASE | Standard in Ash | | | | | | | | | | | GSA SIN 71116 |
| | Maple | | | | | | add | 0 | | | | ✓ SCS Certified Indoor Advantage |
| | Walnut | | | | | | add | 682 | | | | See Materials & Finishes on page 8 |

CARDIFF

Martin
/ Brattrud



1060-04

Side Chair

| | | |
|-------------------|----------|-----------------|
| Single Upholstery | yds | sqft |
| | 2 | 36 |
| | | |
| Outer Width | | 22" |
| Outer Depth | | 24" |
| Outer Height | | 33" |
| Seat Height | | 19" |
| Seat Depth | | 17.5" |
| Carton Weight | | 38 lbs |
| Carton Volume | | 18 cu ft |

| COM | | COL | | MB LEATHER | | GRADE-IN FABRICS | | | | | | | | |
|-------------|-------------|-------------|-------------|-----------------|-------------|------------------|-------------|-------------|-------------|----------------------------------|-------------|-------------|--|--|
| | | A | B | 1 | 2 | 3 | 4 | 5 | 6 | 7 | 8 | 9 | | |
| 2067 | 2274 | 2643 | 2787 | 2195 | 2235 | 2275 | 2315 | 2355 | 2395 | 2435 | 2475 | 2515 | | |
| WOOD BASE | | | | Standard in Ash | | | | | | GSA SIN 7116 | | | | |
| | | | | Maple | | add | | 0 | | | | | | |
| | | | | Walnut | | add | | 125 | | √ SCS Certified Indoor Advantage | | | | |
| | | | | | | | | | | | | | See Materials & Finishes on page 8 | |

Notes

Solid Wood Base

(Specify Martin Brattrud Finish)

Standard: Solid Wood Ash

No Charge Option: Solid Wood Maple

Premium: Solid Wood Walnut

[View Ash Wood Standard Finishes](#)

[View Maple Wood Standard Finishes](#)

[View Walnut Wood Standard Finishes](#)

Custom Wood Finish produced upon receipt of a customer's approved sample match and fee of \$200 Net for each unique finish per order.

Lounge Seating

Attached Seat & Back Cushion

Metal Stretchers

(Specify Martin Brattrud Finish)

Standard: Powder Coat

[View Powder Coat - Metallics](#)

[View Powder Coat - Neutrals](#)

[View Powder Coat - Color](#)

Custom Powder Coat Finish produced upon receipt of a customer supplied RAL# and fee of \$385 Net, with a minimum order of 10.

Premium: Polished Stainless Steel (**PSS**), or Satin Stainless Steel (**SSS**)




























































































































[View Stainless Steel Premiums](#)

Premium: Hand Rubbed Steel in Brushed Bronze (**BBZ**), Oiled Bronze (**OBZ**), Charcoal (**CS**) or Black (**BS**)

[View Hand Rubbed Steel Premiums](#)

Hand rubbed finishes are lacquer sealed.

Materials & Finishes

| Metal | | | | | | | | | | | | | | | | | | | |
|--|--|--|---|--|---|---|--|--|---|---|--|--|---|---|--|--|--|--|--|
| POWDER COAT - COLOR | <table border="0"> <tr> <td> CLD Cloud</td> <td> CMT Cement</td> <td> MTL Gunmetal</td> <td> SEA Deep Sea</td> <td> VBG Vandenberg</td> <td> DNE Dune</td> </tr> <tr> <td> CRL Coral</td> <td> AGV Agave</td> <td> CHR Churro</td> <td></td> <td></td> <td></td> </tr> </table> |  CLD Cloud |  CMT Cement |  MTL Gunmetal |  SEA Deep Sea |  VBG Vandenberg |  DNE Dune |  CRL Coral |  AGV Agave |  CHR Churro | | | | | | | | | |
| |  CLD Cloud |  CMT Cement |  MTL Gunmetal |  SEA Deep Sea |  VBG Vandenberg |  DNE Dune | | | | | | | | | | | | | |
| |  CRL Coral |  AGV Agave |  CHR Churro | | | | | | | | | | | | | | | | |
| | POWDER COAT - NEUTRALS | <table border="0"> <tr> <td> SRG Sugar Gloss</td> <td> SGM Sugar Matte</td> <td> CBG Carbon Gloss</td> <td> CBN Carbon Matte</td> <td></td> <td></td> </tr> </table> |  SRG Sugar Gloss |  SGM Sugar Matte |  CBG Carbon Gloss |  CBN Carbon Matte | | | | | | | | | | | | | |
|  SRG Sugar Gloss |  SGM Sugar Matte |  CBG Carbon Gloss |  CBN Carbon Matte | | | | | | | | | | | | | | | | |
| POWDER COAT - METALLICS | <table border="0"> <tr> <td> SIL Silver</td> <td> LD Lead</td> <td> BRZ Bronze</td> <td> FLI Flint</td> <td> MCA Mica</td> <td></td> </tr> </table> |  SIL Silver |  LD Lead |  BRZ Bronze |  FLI Flint |  MCA Mica | | | | | | | | | | | | | |
|  SIL Silver |  LD Lead |  BRZ Bronze |  FLI Flint |  MCA Mica | | | | | | | | | | | | | | | |
| STAINLESS STEEL | <table border="0"> <tr> <td> PSS Polished Stainless Steel</td> <td> SSS Satin Stainless Steel</td> <td></td> <td></td> <td></td> <td></td> </tr> </table> |  PSS Polished Stainless Steel |  SSS Satin Stainless Steel | | | | | | | | | | | | | | | | |
|  PSS Polished Stainless Steel |  SSS Satin Stainless Steel | | | | | | | | | | | | | | | | | | |
| Wood | | | | | | | | | | | | | | | | | | | |
| ASH | <table border="0"> <tr> <td> ASH1 Shoji</td> <td> ASH2 Cinder</td> <td> ASH3 Storm</td> <td> ASH8 Natural</td> <td> ASH9 Coal</td> <td> ASH10 Driftwood</td> </tr> <tr> <td> ASH11 Burro</td> <td> ASH12 Char</td> <td> ASH13 Dune</td> <td> ASH14 Coral</td> <td> ASH15 Agave</td> <td> ASH16 Deep Sea</td> </tr> <tr> <td> ASH17 Vandenberg</td> <td></td> <td></td> <td></td> <td></td> <td></td> </tr> </table> |  ASH1 Shoji |  ASH2 Cinder |  ASH3 Storm |  ASH8 Natural |  ASH9 Coal |  ASH10 Driftwood |  ASH11 Burro |  ASH12 Char |  ASH13 Dune |  ASH14 Coral |  ASH15 Agave |  ASH16 Deep Sea |  ASH17 Vandenberg | | | | | |
| |  ASH1 Shoji |  ASH2 Cinder |  ASH3 Storm |  ASH8 Natural |  ASH9 Coal |  ASH10 Driftwood | | | | | | | | | | | | | |
| |  ASH11 Burro |  ASH12 Char |  ASH13 Dune |  ASH14 Coral |  ASH15 Agave |  ASH16 Deep Sea | | | | | | | | | | | | | |
| |  ASH17 Vandenberg | | | | | | | | | | | | | | | | | | |
| MAPLE | <table border="0"> <tr> <td> MAP1 Bright</td> <td> MAP2 Natural</td> <td> MAP4 Fawn</td> <td> MAP7 Espresso</td> <td> MAP8 Iron</td> <td> MAP9 Ebony</td> </tr> </table> |  MAP1 Bright |  MAP2 Natural |  MAP4 Fawn |  MAP7 Espresso |  MAP8 Iron |  MAP9 Ebony | | | | | | | | | | | | |
|  MAP1 Bright |  MAP2 Natural |  MAP4 Fawn |  MAP7 Espresso |  MAP8 Iron |  MAP9 Ebony | | | | | | | | | | | | | | |
| WALNUT | <table border="0"> <tr> <td> WAL1 Natural</td> <td> WAL2 Deep</td> <td></td> <td></td> <td></td> <td></td> </tr> </table> |  WAL1 Natural |  WAL2 Deep | | | | | | | | | | | | | | | | |
|  WAL1 Natural |  WAL2 Deep | | | | | | | | | | | | | | | | | | |

Notes

SEE FINISHES ONLINE

WOOD: <https://martinbrattrud.com/Wood>

METAL & PAINT: <https://martinbrattrud.com/Metal>

CORIAN®: <https://martinbrattrud.com/Corian®>

STONE: <https://martinbrattrud.com/Stone>